

# Transition & Key Dates: Summer Stay and Play



All Reception children are invited to attend a short  
Stay and Play session  
on

**Tuesday 2<sup>nd</sup> July, Wednesday 3<sup>rd</sup> or Friday 5<sup>th</sup> July**

**Session time: 9:15am, 10:00am or 10:45am**

Please sign up to one session today.

1 parent may stay and play with their child



back to  
School



# Welcome to Reception

---

PARENTS INFORMATION EVENING

TUESDAY 25<sup>TH</sup> JUNE 2024

# Meet the Team



RO Class Teacher  
Year Group Leader  
Miss Romeril



RM Class Teacher  
Mrs Barrett



RR Class Teacher  
Miss Kal



Headteacher  
Mr Newham



Assistant Headteacher  
Mrs Pearson



Inclusion Manager  
Mrs Komodromos





# Early Years Support Staff



Mrs Syed  
(HLTA)



Mrs Antoniou



Mrs Collins



Mrs Lewtas



Mrs Soteriou

# HPSA - Hazelwood Parents and Staff Association



- HPSA is a registered charity run by a group of parent volunteers who organise fun events for school community in order to raise much needed funds for our schools.
- HPSA relies on parents and members of HPSA to all help where they can. This can be from simply attending events or you can take a more active role in helping to organise events like the quiz, disco's, movie nights, Christmas and Summer Fetes.
- If you feel you can help please get in touch via [Hazelwoodhpsa@gmail.com](mailto:Hazelwoodhpsa@gmail.com) follow us on Facebook and Instagram, come to one of our twice-termly meetings. All parents at the school are welcome.
- **We always need new ideas, fresh faces and different perspectives and really welcome any support you can offer!**

# HPSA – Macmillan Cancer Coffee Morning



You are invited to your new parents Coffee Morning on **Friday 27<sup>th</sup> September at 9.00am**. A chance to meet up with other new parents and HPSA. Bring cake and eat cake!





# Our Vision and Values



At Hazelwood, we believe in nurturing responsible citizens to achieve educational excellence by inspiring awe and wonder through a real, relevant, immersive and purposeful curriculum.



Respect



Kindness



Resilience



Responsibility



Courage



Appreciation  
& Understanding



Ambition



Creativity



Teamwork



Trust



Honesty



Fairness

Our shared values are at the heart of all we do.

## Believe and Achieve



# Our Aims



**AT HAZELWOOD SCHOOLS, WE BELIEVE IN NURTURING HAPPY AND CONFIDENT CHILDREN WHO COME TO SCHOOL EVERY DAY EXCITED TO LEARN, PLAY AND EXPLORE!**

In EYFS we aim to:

- To build upon the varying experiences children have had at home, nursery or playgroup
- To lay firm foundations for the next stage of learning for each unique child; responding to their individual needs
- To nurture positive relationships that enable children to feel secure and become confident and independent
- To encourage children to take risks and challenge themselves in their learning
- To provide stimulating and enabling learning environments that have open ended opportunities and allow children to follow their own interests through play
- To foster strong and supportive partnerships with parents



# The ELGs: Prime Areas



## Communication and Language

ELG: Listening, Attention and Understanding

ELG: Speaking

## Personal, Social and Emotional Development

ELG: Self-regulation

ELG: Managing self

ELG: Building relationships

## Physical Development

ELG: Gross motor skills

ELG: Fine motor skills



# The ELGs: Specific Areas

We must also support children in four SPECIFIC AREAS, through which the prime areas are strengthened and applied.



## Literacy

ELG: Comprehension

ELG: Word Reading

ELG: Writing

## Mathematics

ELG: Number

ELG: Numerical patterns

## Understanding the World

ELG: Past and present

ELG: People, culture and communities

ELG: The natural world

## Expressive Arts and Design

ELG: Creating with materials

ELG: Being imaginative and expressive



EYFS Statutory Framework



# How do we learn?

“Play is essential for children’s development, building their confidence as they learn to explore, relate to others, set their own goals and solve problems. Children learn by leading their own play, and by taking part in play which is guided by adults.” Statutory Framework for the EYFS DfE 2021

Our curriculum is taught through a combination of adult led and structured learning and child-initiated learning. We provide our children with opportunities to choose activities and to learn through play in both the inside and the outside environment.





# Our Hazelwood Curriculum

**OUR CURRICULUM IS DRIVEN BY BOTH THE KEY TEXTS WE USE AS WELL AS THE CHILDREN THEMSELVES.**

It is guided by the seven areas of learning and development and the educational programmes set out in EYFS Framework. Our carefully selected key texts enable us to explore many areas of the curriculum. When planning, we look at all seven areas of learning and we create purposeful learning opportunities and experiences for our children.



New Beginnings  
Adventures around the World  
Our Community  
Out of this World  
We are going Wild!  
Mad about Minibeasts



# The School Day

Soft Start in the mornings – **between 8:40-8:45am**

Children come straight into class.

Our lunch times is: **11.30pm-12.30pm**

Our school day finishes at **3:15pm**

## Wraparound Care

Breakfast Club: **7:45am – 8:40am**

After School Club: **3:15pm – 6:00pm**

**If you require wraparound care and have not yet requested it please register [interest here](#)**



# A Typical Day



- Registration
- Phonics (20 Mins)
- Free flow play (Indoors and out)/ Adult led activities (1.5 hours)
- Maths (20 mins)
- Lunch and lunchtime play (1 hour)
- Another Carpet session (Understanding the World/Literacy) (20mins)
- Free flow play (Indoors and out)/ Adult led activities (1.5 hours)
- Storytime/ PSHE (20 mins)
- Home time



# Attendance and Punctuality



- Please make sure your child attends every day and is on time.
- Being late has an impact on your child's self regulation, routine and learning.
- Attendance is important. Research shows that a 1% increase in attendance can lead to a 5% increase in attainment.
- However, please do not send your child to school if they are sick!

## Reporting Absences

- To report an absence of any kind including appointments, please visit our website and on the top bar you will see the tab "Report an Absence" – alternatively, you can click here: [Report an Absence](#). Please use this system for all absences – there is no need to phone the office to check that this has



# Welfare



## Long Term Care Plans

- Please complete a care plan if your child has:
  - allergies which require antihistamine or auto injector
  - has asthma and requires a pump
  - has had or currently has any long term condition that may affect their daily lives, even if they take medication or not
  - any other conditions i.e. nosebleeds that may impact on their school day
- Before they start school, you will need fill in a care plan giving as much information as possible including who to contact in an emergency. You will also need to provide medication to keep at school for any emergencies.

## Short Term Care Plans

- If your child needs to take medication such as antibiotics or hayfever medication for a short a period of time, please fill in a short term care plan which gives the school permission to administer the medication. This form can be filled in at the office.

## First Aid

- Children will receive first aid from a member of first aid trained staff
- If your child has had a bump on the head you will receive a text
- You will be informed immediately of any serious injuries
- Any time that your child receives first treatment will be given a green (for first aid) or orange band (for bumped head) on their wrist
- If your child has vomited or had diarrhoea you would be asked to collect your child immediately and keep them off school for 48 hours





# School Uniform

- Children should always be smart
- School jumper
- White or red polo shirt – always tucked in
- Black / grey trousers / skirt
- Black shoes (Velco)
- Hair should be tied back if long
- No nail varnish and stud earrings only
- No other jewellery unless for religious reasons (all jewellery must be removed for PE)



# PE

- Children have PE once a week on a Monday
- Children should come to school in their PE kit on PE Days ( day to be confirmed)
- Indoor PE kit should consist of: shorts, t-shirt
- Outdoor PE kit should consist of the same as the indoor kit, plus trainers, tracksuit bottoms and a long-sleeve top for cold weather
- Long hair should be tied back.
- No jewellery. For Health and Safety reasons, staff are **not** allowed to remove a child's earrings. This must be done either by the child or their carer beforehand.
- Please label all PE kit also.



# Tapestry



Tapestry is the online journal that we use to share images and observations of your child's learning and progress with you.

It will allow us to build up a record of your child's experiences and learning during their time with us that you can view at home.

Children will have 2 focus weeks per year – this is when staff will pay particular attention to your child's learning and development and feedback to you at the end of the week. Cycle 1 is Autumn 2/Spring 1 & Cycle 2 is Spring 2/Summer 1.

## Parent Partnership

We ask you to contribute to your children learning journey by commenting on any observations and adding your own home experiences.

<https://tapestryjournal.com> or by using the 'Tapestry' App on mobile devices. Please speak to class teacher if you require support.

For more information click here: <https://tapestry.info/parents-carers.html>

# Parent Pay & School Grid



[www.parentpay.com](http://www.parentpay.com)

- We will issue you with a ParentPay account activation email by 1<sup>st</sup> August. This will detail your login name and password so you can top up your account.
- Please activate this account with in 24 hours of receiving the email
- You will use this account to make all payments to the school
- You will be able to order and purchase your child's book bag on parent pay
- Please ensure your account is in credit



<https://app.schoolgrid.co.uk>

- We will issue you with a School Grid account activation email by 1<sup>st</sup> August. This will detail your login name and password.
- Please activate this account with in 24 hours of receiving the email
- All children in London are currently are entitled to a universal free school meal. If you would like your child to have a school prepared lunch you need log in to your account and pre order this via school grid.
- You will be able to order lunches up to a term in advance. All Lunches must be order by 8.00am in the morning.
- If your child has allergies

# Lunch menu



Summer/Autumn 2024

Pork Free

Pupils Choice Extra Menu

WEEK 1

MONDAY TUESDAY WEDNESDAY THURSDAY FRIDAY

15 APRIL, 7 MAY, 3 JUNE, 24 JUNE, 15 JULY, 2 SEPTEMBER, 23 SEPTEMBER, 14 OCTOBER

MAIN MEAL 1	Creamy Chicken Pasta Bake	Herb Crusted Chicken with Spaghetti Marinara <b>NEW!</b>	Roast Chicken with Sage & Onion Stuffing & Gravy	Favourite Quorn Hot Dog <b>V</b>	Battered Fish Fillet
MAIN MEAL 2	Cheese & Tomato Quiche <b>V</b>	Mild Sweet Potato & Chickpea Curry <b>V</b>	Mince Slice <b>NEW!</b>	Cheesy Spring Vegetable Bake <b>V</b>	Classic Cheese & Tomato Pizza <b>V</b>
SIDE DISH	Potato Wedges	Brown & White Rice	Roast Potatoes or Wholemeal Pasta	Diced Potatoes or Garlic Bread	Potato Wedges or Tricolour Pasta
COLD OPTION	Tuna Roll	Cheese Spread Roll <b>V</b>	Tuna Sandwich	Cheese Baguette <b>V</b>	Egg Roll <b>V</b>
EXTRA OPTION	Jacket Potato (Various Toppings)	Jacket Potato (Various Toppings)	Jacket Potato (Various Toppings)	Jacket Potato (Various Toppings)	Jacket Potato (Various Toppings)

WEEK 2

22 APRIL, 13 MAY, 10 JUNE, 1 JULY, 22 JULY, 9 SEPTEMBER, 30 SEPTEMBER, 21 OCTOBER

MAIN MEAL 1	Tex Mex Quorn Fajita <b>V</b>	Chicken Pie	Roast Chicken with Sage & Onion Stuffing & Gravy	Beef Burger in a Bun	Salmon Fishcake
MAIN MEAL 2	Creamy Macaroni Cheese <b>V</b>	Moroccan Tagine <b>NEW!</b>	Plant Balls with Gravy <b>V</b>	Roasted Summer Veg Pasta <b>V</b>	Classic Cheese & Tomato Pizza <b>V</b>
SIDE DISH	Rice or Tomato Bread	Diced Potatoes or Couscous	Roast Potatoes or Brown & White Rice	Potato Wedges or Herby Bread	Oven Chips or Tricolour Pasta
COLD OPTION	Cheese Baguette <b>V</b>	Tuna Sandwich	Tuna Roll	Cheese Spread Sandwich <b>V</b>	Egg Roll <b>V</b>
EXTRA OPTION	Jacket Potato (Various Toppings)	Jacket Potato (Various Toppings)	Jacket Potato (Various Toppings)	Jacket Potato (Various Toppings)	Jacket Potato (Various Toppings)

WEEK 3

29 APRIL, 20 MAY, 17 JUNE, 8 JULY, 16 SEPTEMBER, 7 OCTOBER

MAIN MEAL 1	Chicken Curry <b>NEW!</b>	Grilled Quorn Burger in a Bun <b>V</b>	Turkey Roast with Sage & Onion Stuffing & Gravy <b>NEW!</b>	Beef Lasagne	Fish Fillet Fingers
MAIN MEAL 2	Homemade Sausage Roll <b>NEW!</b>	Rich Tomato Bolognese <b>V</b>	Roast Quorn Fillet with Sage & Onion Stuffing & Gravy <b>V</b>	Chipolata Sausages with Gravy <b>V</b>	Classic Cheese & Tomato Pizza <b>V</b>
SIDE DISH	Rice or Diced Potatoes	Potato Wedges or Spaghetti	Roast Potatoes or Wholemeal Pasta	Herby Bread or Diced Potatoes	Oven Chips or Tricolour Pasta
COLD OPTION	Cheese Spread Sandwich <b>V</b>	Cheese Baguette <b>V</b>	Tuna Roll	Tuna Sandwich	Egg Roll <b>V</b>
EXTRA OPTION	Jacket Potato (Various Toppings)	Jacket Potato (Various Toppings)	Jacket Potato (Various Toppings)	Jacket Potato (Various Toppings)	Jacket Potato (Various Toppings)

Seasonal vegetables and a variety of salads are served daily. **V** = Vegetarian **V** = Vegan.

We are proud to use the following food brands:



If your child has allergies you will need to apply for a special menu at <https://specialmenu.hcl.co.uk/>

You will need to provide medical evidence when you make the application.

All food is Halal.

# Lots of Fun!



We provide our children with so many wonderful learning opportunities in the Early Years including messy play, muddy play, cooking and craft activities.

This requires us to purchase lots of consumable resources. To support us in providing this experiences for your children we ask for a £15 per term contribution. You can pay via Parent Pay.

# What do I need to send in?



- **Snacks** - Fruit and milk is provided. Please do not send your child in with any snacks.
- **Nut free** – We are a nut free school – please do not send any nut products in to school
- **Toys** – children very often want to bring toys in from home in to show their teacher. Encourage them to take a picture and add to Tapestry or just show it at the door and take it home. We have lots of resources to explore in school. If your child requires a comfort toy please discuss this with your child's class teacher.
- **Spare clothes** - Children will be exploring, learning and getting messy! Please provide a bag of named spare clothes.
- **Wellies** – Our children love to explore the mud kitchen in all weathers!
- **Water bottle** – children will have free flow access to their water bottle.





# Transition is KEY!!!

At Hazelwood we recognise children can be vulnerable at time of change. It is important that *all children* are prepared for change to enable them to feel secure and settle more easily.

The emotions that come with change are successfully navigated by children when their routines are clear and welcoming. Starting school is a major transition in a child's life involving separation from familiar adults and children. We prepare children and support parents in a range of ways.





# Transition & Key Dates: Summer Stay and Play



All Reception children are invited to attend a short  
Stay and Play session  
on

**Tuesday 2<sup>nd</sup> July, Wednesday 3<sup>rd</sup> or Friday 5<sup>th</sup> July**

**Session time: 9:15am, 10:00am or 10:45am**

Please sign up to one session today.

1 parent may stay and play with their child



# Transition & Key Dates: Home visits



If your child is new to Hazelwood your child's class teacher and Early Years practitioner will visit your home for approximately 30 minutes.

Home visits will take place **Wednesday 4<sup>th</sup> - Friday 6<sup>th</sup> September**

You will receive a date and time for this appointment in July. If you are unable to make the date sent to you please contact the school office ASAP

[Office@hazelwood.enfield.sch.uk](mailto:Office@hazelwood.enfield.sch.uk) and the class teacher will endeavor to change it.

This visit gives us a chance to meet you and your child informally and gather information about their needs and interests.



If your child attends Hazelwood Nursery they will not have another home visit. A comprehensive handover will take place between our nursery staff and your child's new teacher. You will also have chance to meet your child's new teacher after school on our whole school transition afternoon on **Friday 19<sup>th</sup> July**

The booklet cover features the Enfield Council logo (a red stag) and the Hazelwood Schools logo. Below the logos is a red banner with the text 'Working in Partnership with Parents Booklet'. Two photographs show children in a garden setting. At the bottom, there are two input fields: 'Name' and 'Date of Birth'.

ENFIELD Council

HAZELWOOD SCHOOLS

**Working in Partnership  
with Parents Booklet**

Name \_\_\_\_\_

Date of Birth \_\_\_\_\_



# Transition & Key Dates: Small Group Start

All children will start on **Monday 9<sup>th</sup> September – Wednesday 11<sup>th</sup>**

They will be in either:

- Group A (Morning group: 8.45-11.15am) or
- Group B (Afternoon group: 12.30-3.00pm)

You be notified of this group in the letter sent out in July.

The children will remain in these groups for the first week.

**Thursday 12<sup>th</sup> & Friday 13<sup>th</sup> September**

All children will stay until lunchtime **8:45-1:00pm**

Please make sure you book their lunch via School Grid.

All children will attend school full time from **Monday 16<sup>th</sup> September**

All children will be full-time unless we feel that they need longer to settle.





# Transition & Key Dates:

Following the stay and pay sessions and nursery visits we will allocate all children a class.

- You will receive a letter via email **week beginning 8<sup>th</sup> July** detailing:
  - ✓ The name of your child's class (RR, RO, RM)
  - ✓ The name of your child's Class Teacher and Early Years Practitioner.
  - ✓ The time and date of your home visit (children new to Hazelwood only)
  - ✓ Group A or Group B starting group

Look out for some special post in the Summer term! Your child will receive a welcome to Hazelwood Badge and card from their teacher.



# Friendships



We will always ensure that all children have a friend from their current nursery in the new class. We have attended nurseries for transition visits or spoken to key worker on the phone who have also advised us of friendships.

If you have a particular request please email the school office by **Friday 28<sup>th</sup> June**.

We will always endeavour to meet requests made but this may not always be possible.



We allocate classes considering a number of factors to include a balance of:


Boys and girls, age (Autumn born, Spring Born and Summer born), Special Educational Needs and Disability, languages spoken and friendships.

# Getting ready for School



## Positive Starts

- Talk to your child about starting school. What do they think it will be like? What are they looking forward to? Is there anything they're worried about?
- Find photos of you and other family members at school, and chat about happy times you spent at school.
- Practise the getting ready for school routine, including getting dressed and eating breakfast in time to leave.
- If they are not used to being left by you practise leaving them for a short while with a familiar adult, reassuring that you will return.
- Read some starting School stories: [Starting School | BookTrust](#)



# Steps to starting school

Build your child's confidence so that they start school confident, curious and ready to learn

Access more great advice, tips and downloadable resources at [pacey.org.uk/schoolready](https://pacey.org.uk/schoolready)



## More top tips:

- ★ Get your child ready for their new routine by switching their meal times to match those of the school day
- ★ Encourage your child to explore new environments and interact with new people
- ★ Talk to your child about what they are most looking forward to at school
- ★ Let your child practise putting their new school uniform on and taking it off
- ★ **And remember**, every child is different and starts school with different abilities



# Getting ready for school

It would really help your child to settle into school if they can:

- Dress themselves.
- Put on their coat and shoes by themselves.
- Use the toilet by themselves.
- Use cutlery to feed themselves.
- Play with other children and share toys
- Follow some simple instructions and rules
- Read to your child regularly and talk about the book with them. Ask them to re-tell the story or make predictions about what might happen next.
- Talk is key to learning – Can they communicate their needs?







# Parent Information Session

**Wednesday 18<sup>th</sup> September at 9.00am - Meet the teacher**

The Reception teachers will share information with you about what your child will be learning reading books, home learning, Tapestry and trips etc.

If you are unable attend this meeting please do not worry! We will email out all information to parents and your class teachers are more than happy to answer any questions you have.



Any  
Questions?

