

Tapestry Information Meeting for Parents



Tuesday 7th November at 9.05am

Agenda:



We will cover:

- The EYFS Curriculum and how we learn in EYFS
- What is Tapestry is and how to use it safely?
- How to access Tapestry and what you can view
- How to change preferences and notifications
- Parent Partnership: Adding observations, commenting, liking and communicating.
- Troubleshooting - If you are having trouble logging in or accessing

ELGs: Prime Areas



Communication and Language

ELG: Listening, Attention and Understanding

ELG: Speaking

Personal, Social and Emotional Development

ELG: Self-regulation

ELG: Managing self

ELG: Building relationships

Physical Development

ELG: Gross motor skills

ELG: Fine motor skills

**More information on
Learning and
Development in EYFS
can be found on our
[EYFS page](#) on our
website**



Early Learning Goals: Specific Areas

More information
on Learning and
Development in
EYFS can be found
on our [EYFS page](#) on
our website



Literacy

ELG: Comprehension

ELG: Word Reading

ELG: Writing

Mathematics

ELG: Number

ELG: Numerical patterns

Understanding the World

ELG: Past and present

ELG: People, culture and communities

ELG: The natural world

Expressive Arts and Design

ELG: Creating with materials

ELG: Being imaginative and expressive



[EYFS Statutory
Framework 2021](#)

[Early Learning
Goals](#)



How do we learn?

“Play is essential for children’s development, building their confidence as they learn to explore, relate to others, set their own goals and solve problems. Children learn by leading their own play, and by taking part in play which is guided by adults.” Statutory Framework for the EYFS DfE 2021

Our curriculum is taught through a combination of adult led and structured learning and child-initiated learning. We provide our children with opportunities to choose activities and to learn through play in both the inside and the outside environment.





Our Hazelwood Curriculum

OUR CURRICULUM IS MUCH BROADER THAN THE EARLY LEARNING GOALS AND IS DRIVEN BY BOTH THE KEY TEXTS WE USE AND THE CHILDREN THEMSELVES.

Our carefully selected key texts enable us to explore many areas of the curriculum. We have carefully thought about the steps that children need to take to enable them to progress. When planning, we look at all seven areas of learning and we create purposeful learning opportunities and experiences for our children.

More information
about our
curriculum can be
found on
[Our Website](#)





What is Tapestry?

Tapestry is the online journal that we use to share images and observations of your child's learning and progress with you.

It will allow us to build up a record of your child's experiences and learning during their time with us that you can view at home.





Safe Usage and Parent Accounts

Parents are set up with a Tapestry account upon completing our Hazelwood Admission and Permission Form. Sections 29 & 30 relate to Tapestry.

Section 29 of 32

Tapestry Permission

Tapestry is the online journal that we use to share images and observations of your child's learning and progress with you.

It will allow us to build up a record of your child's experiences and learning during their time with us that you can view at home from a computer via <https://tapestryjournal.com> or by using the 'Tapestry' App on mobile devices.

You will only be able to access this by using the log in details that we will give you. This will only give you access to your own child's learning journal.

For more information click here: <https://tapestry.info/parents-carers.html>

I give permission: *

☐ for Hazelwood School to create an online Tapestry Learning Journal for my child.

Section 30 of 32

Agreed guidelines for accessing and using Tapestry Online Learning Journal.

Description (optional)

We ask that parent and carers keep their login details between trusted members of their family * and that photographs are not share on social media.

☐ I have read and understood the guidelines about.



Safe Usage and Parent Accounts

Upon completing the Google Form parents are agreeing that:

- No information from Tapestry will be shared with other people without the explicit consent of the parents or carers of those children who may be included.
- Photographs or videos from Tapestry cannot be posted on a social networking site or displayed in a public place.
- Misuse of Tapestry or adding inappropriate comments will result in your parent account being withdrawn immediately.



Setting up account

You will have been sent an activation email from Tapestry. Unless you have siblings that have has a account in the past. You can watch helpful videos on how to set up your account if you haven't yet activated it on our Tapestry & Parent Support Page on our [Website](#). We will also be available at the end of the meeting for individual support should you need it



[Watch this short video explaining how set up your account](#)





How to access Tapestry?

You can access your account on <https://tapestryjournal.com> or by using the 'Tapestry' App on mobile devices. You can also find out more information on our Tapestry & Parent Support Page on our [Website](#)




"If we teach today's students as we taught yesterday's, we rob them of tomorrow."
John Dewey

If we needed another reminder of the importance of the early years...

Check out our website and follow us on social media for news, tips and resources:

- Website: tapestry.info
- Twitter: [Tapestry_FSF](#)
- Facebook: [Tapestry Online Learning Journal](#)
- Instagram: [tapestry_fsf](#)
- LinkedIn: [The Foundation Stage Forum & Tapestry](#)
- YouTube: [Tapestry Online Learning Journal](#)
- Independent Facebook Group: [Tapestry Support Group \(TSG\)](#)



Hazelwood Schools


Email address

Password

[Log in](#)

[Having trouble logging in?](#)

Powered by  **TAPESTRY**
CHILD DEVELOPMENT CENTRES

 [Child log in](#)

[Need help?](#)
[Tapestry Tutorials](#)

[Need help with a whole topic?](#)
[Tapestry Encyclopedia](#)



What will you see?

Your own observations that you have added. These remain not “in journal” until the teacher approves them.

Also added here:

- Adult lead learning group observations
- Home learning suggestions

The screenshot shows the Hazelwood Schools Tapestry Journal interface. At the top is a blue navigation bar with the school name and a user profile for 'Stephanie Pearson Pearson'. Below this is a secondary bar with tabs for 'Observations', 'Children', 'Reports', 'Memos', 'Activities', and 'Documents'. The main area has a decorative header with a sun, clouds, a bee, and a butterfly. A 'Hazelwood Schools' logo is on the left. The 'Observations' section includes a '20 per page' dropdown, a '+ Add Observation' button, and a 'Filter & Sort Observations' dropdown. A search bar is also present. Three observation entries are visible: 1. 'exploring space - Teacher observation' by Stephen Pearson, dated 09 Oct 2022 11:20 AM. 2. 'My family - example' by Stephen Pearson, dated 09 Oct 2022 11:15 AM, with a 'Not in journal' tag. 3. 'Spanish Day in Reception!' by Maria Tzouliou, dated 07 Oct 2022 06:00 PM.

Child Initiated learning observations written by teachers and support staff.

Whole class experiences, workshops, trips,

Changing your Preferences



The screenshot shows the Hazelwood Schools user interface. At the top, a blue navigation bar contains the text "Hazelwood Schools" and a user profile for "Stephanie Pearson Pearson" with a dropdown menu. The dropdown menu includes options: "Edit Preferences", "Your Data", "Your Downloads", "Help & Tutorials", and "Log Out". An arrow points from the "Edit Preferences" option to the "Stephanie Pearson Pearson Account Preferences" page. This page has a light blue background with a grid pattern and features three main sections: "Email" with an envelope icon and a "Change Email Options" button; "Password" with a lock icon and a "Change your password" button; and "PIN" with an asterisk icon and a "Change your PIN" button. A "Notifications" section at the bottom has a bell icon and a "Change Notification Preferences" button. An arrow points from the text "This is where you can manage the notifications you get via email." to the "Change Notification Preferences" button. The footer includes a green caterpillar icon and the text "Powered by TAPESTRY ONLINE LEARNING JOURNAL".

Stephanie Pearson Pearson Account Preferences

Email
Currently your email address is set at [redacted] [Change Email Options](#)

Password
You're able to change your password here [Change your password](#)

PIN
You're able to change your pin here [Change your PIN](#)

Notifications
You're able to change your notification preferences here [Change Notification Preferences](#)

Powered by TAPESTRY
ONLINE LEARNING JOURNAL

This is where you can manage the notifications you get via email.

Parent Partnership



Adding to your child's Journal

To help all staff know what your children can do and what they are interested in, you can provide observations from home. This could be something they have experienced with you, something new they can do or something exciting they wish to share with us. This helps to build up the bigger picture of your child

Commenting on observations

We ask you to contribute to your children learning journey by commenting on any observations and adding your own home experiences.

Focus weeks

Children will have 2 focus weeks per year – this is when staff will pay particular attention to your child's learning and development and feedback to you at the end of the week.

Cycle 1 is Autumn 2/Spring 1 & Cycle 2 is Spring 2/Summer 1.

Communicating with teachers

We ask that should you need to speak with your child teacher email the school office or speak to them at the end of the school day and do not communicate via Tapestry observations.



Adding Observations

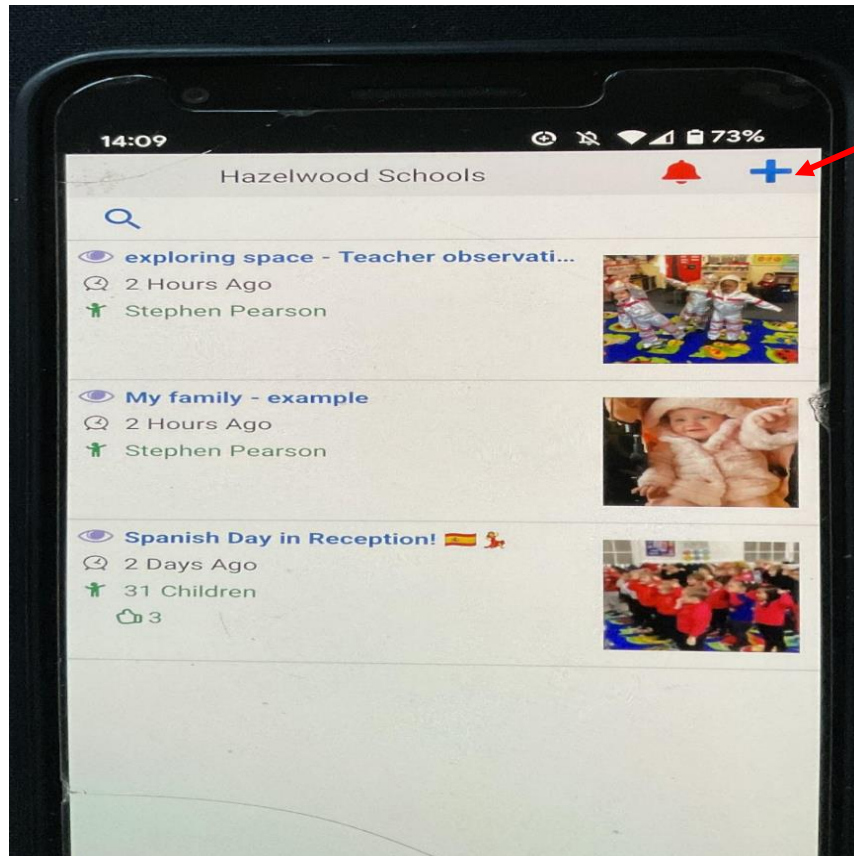
You can watch a helpful video on how to add an observation on our Tapestry & Parent Support Page on our [Website](#). We will also be available at the end of the meeting for individual support should you need it.



[Watch this short video explaining how to add an observation including images on Tapestry](#)

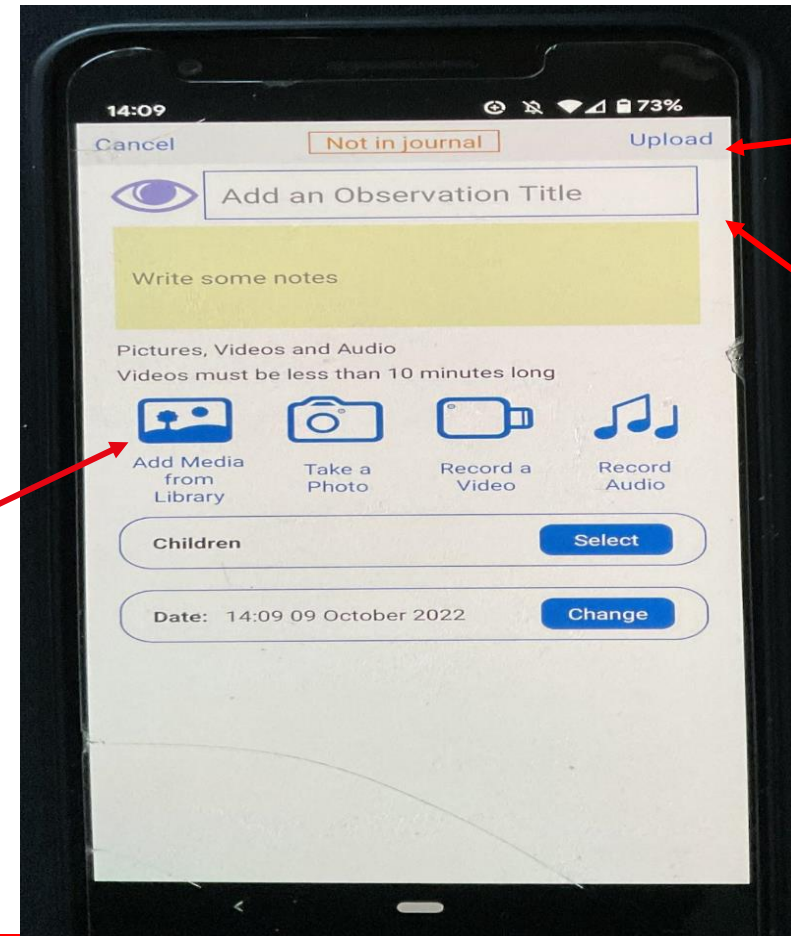


Adding Observations on the App



Click the + to add your own observation

Add photos from Library or take them on the spot!



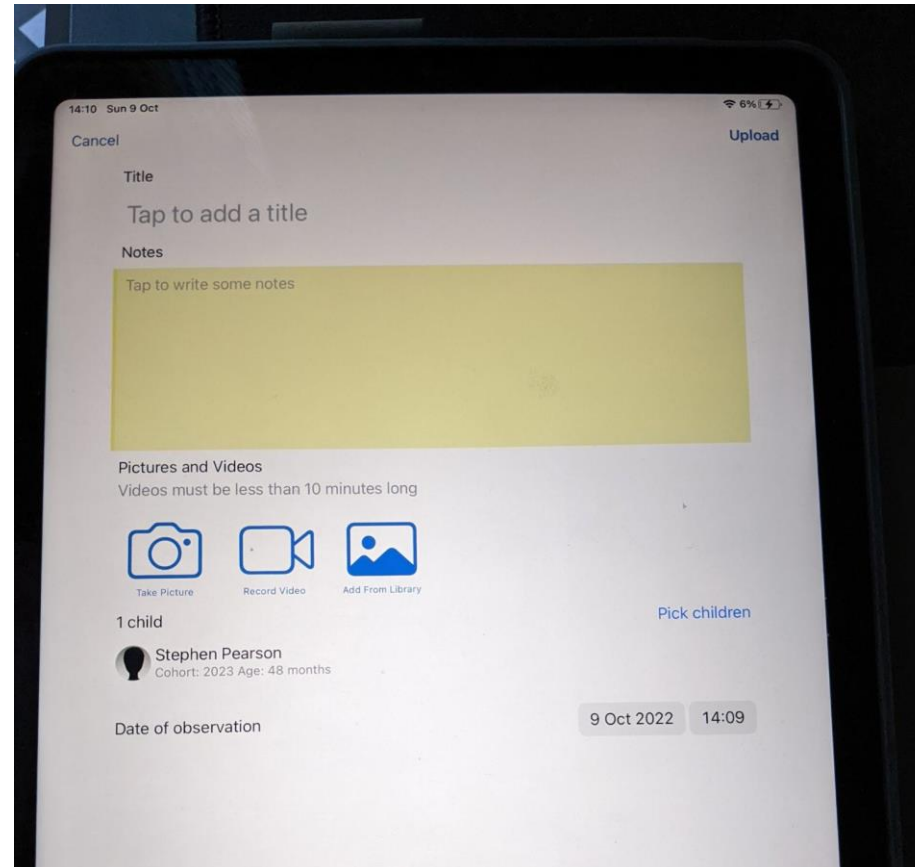
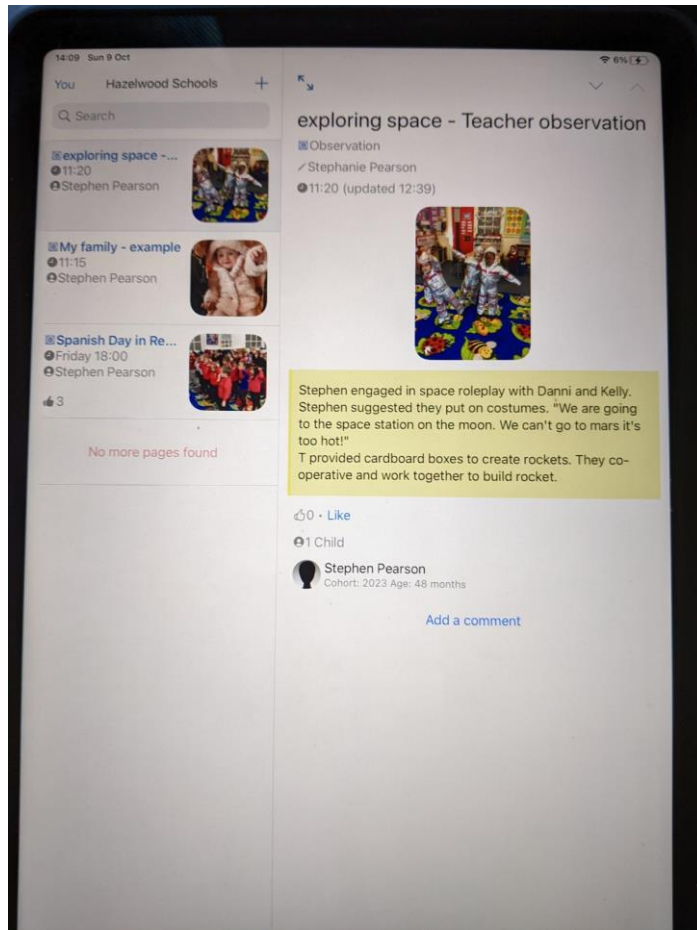
Click upload when finished

You must add a title

This is an Android Phone App - it may look slightly different on an iPhone



Adding Observations on the App



Tablet app - It may look slightly different on a tablet but the functions are the same

Commenting on teacher observations



Like the
observations

Observations / exploring space - Teacher observation

Next Obs >


exploring space - Teacher observation

Authored by Stephanie Pearson added 09 Oct 2022 11:20 AM

Stephen Pearson

Like

Export

A photograph of three children in a classroom, wearing silver space suits and white helmets. They are standing on a blue rug with a pattern of ladybugs and bees. The child in the center is striking a pose with arms outstretched. The background shows classroom shelves and posters.

Notes

Stephen engaged in space roleplay with Danni and Kelly. Stephen suggested they put on costumes. "We are going to the space station on the moon. we can't go to mars it's too hot!"
I provided cardboard boxes to create rockets. They co-operative and work together to build rocket.

Comments

Add a comment

Add Reply

Powered by TAPESTRY

This account is
interactive. Please
comment on your
children's
observations.

Troubleshooting...

Any Questions ?

