

Spelling/Phonics

- Children taught in groups - phonics/support for spelling
- Phonics groups reinforce skills taught in KS1
- Support for Spelling - uses investigations to help children remember spelling. For example, plurals
- Home learning for spelling is the children's 'Spelling Journals'
 - *Children learn three spellings at a time*
 - *Words mainly taken from words they have misspelt in their work*
 - *When the teacher is confident they know these, they have three more*

How can we remember difficult spellings?

Write them out in three different types of handwriting or using bubble writing

people

people

people

Find small
words in the
bigger word

together

to/get/her

Break the word
up into
syllables.

subtracting

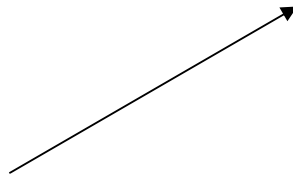
sub/tract/ing

Underline the
tricky letter

where

where

Silent h





Say it the way
it's written rather
than the way we
say it.

garage

gar/age

Make up a
mnemonic

sad
ants
in
danger



people



eat


oranges

pears

lemons

everyday





big

elephants

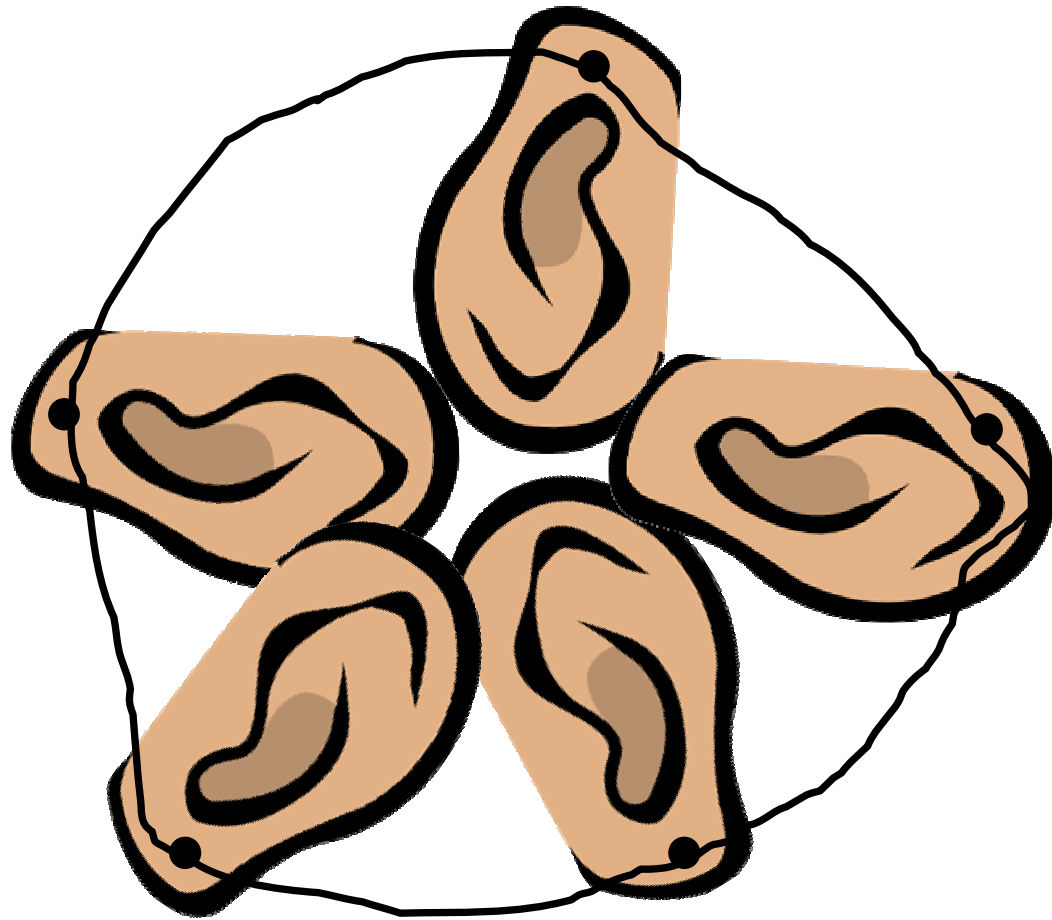
can't

always

use

small

exits



big
ears
are
usually
tied
in
five
ugly
loops

Make up a mnemonic that could help the children remember the word

e

n

o

u

g

h

Ideas for Learning Spellings

- Write the spelling out in 3 different types of **handwriting/bubble writing**
- break the word up into **syllables** (an/oth/er)
- make up a **mnemonic** (because = big elephants can't always use small exits)
- find **small words** in the bigger words (to/get/her = together)
- **say it** in the way its written, rather than the way we say it (gar/**age** = garage)
- emphasize the **difficult letters** (silent 'h' in where)

Ideas for Learning Spellings

- Write the spelling out in 3 different types of **handwriting/bubble writing**
- break the word up into **syllables** (an/oth/er)
- make up a **mnemonic** (because = big elephants can't always use small exits)
- find **small words** in the bigger words (to/get/her = together)
- **say it** in the way its written, rather than the way we say it (gar/**age** = garage)
- emphasize the **difficult letters** (silent 'h' in where)

Guided Reading Spelling Journal Activities

You could:

- 1. Go through your everything book and find words that have been corrected by an adult. Write the correct spelling in the back of your spelling journal. These words can be your focus words in future weeks.**
- 2. Learn your focus words for this week – use one of the methods on the sheet on the inside front page of your book. REMEMBER: You should also be learning your focus words at home as part of your home learning.**
- 3. Test yourself on other words you have learnt in previous weeks in your spelling journal. Make sure you can still remember how to spell them. Work on paper.**